


## Butterfly Garden Plans

*The green grass and the happy skies court the fluttering butterflies.*

*~Astrid Alauda*

### Garden Design 1

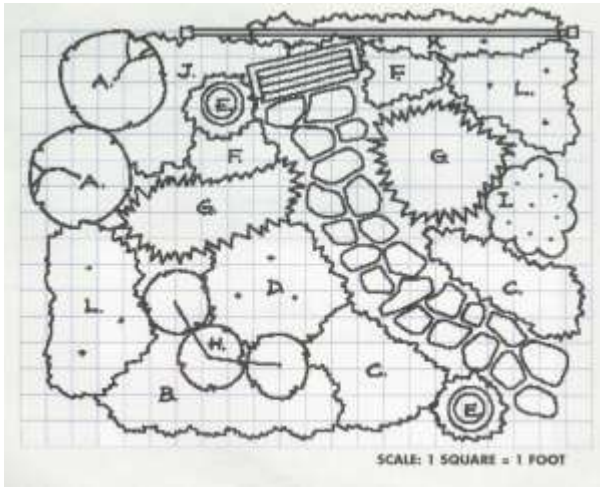


Think butterflies and hummingbirds when planting your garden, and these lovely winged creatures will come flocking! Butterflies and hummingbirds are not only easy to attract to your garden, but they can also be beneficial as well as beautiful with their added color. Both feed on nectar flowers. Some plants, like Lobelia (Cardinal Flower), actually depend on hummingbirds for pollination since their flowers have such an elongated tube.

Begin by selecting a sunny, well-drained location. Measure off your site and amend soil appropriately. By using the guide below, fill in your garden with the designated plants. To add a

**Serving Central and Southeast Ohio**

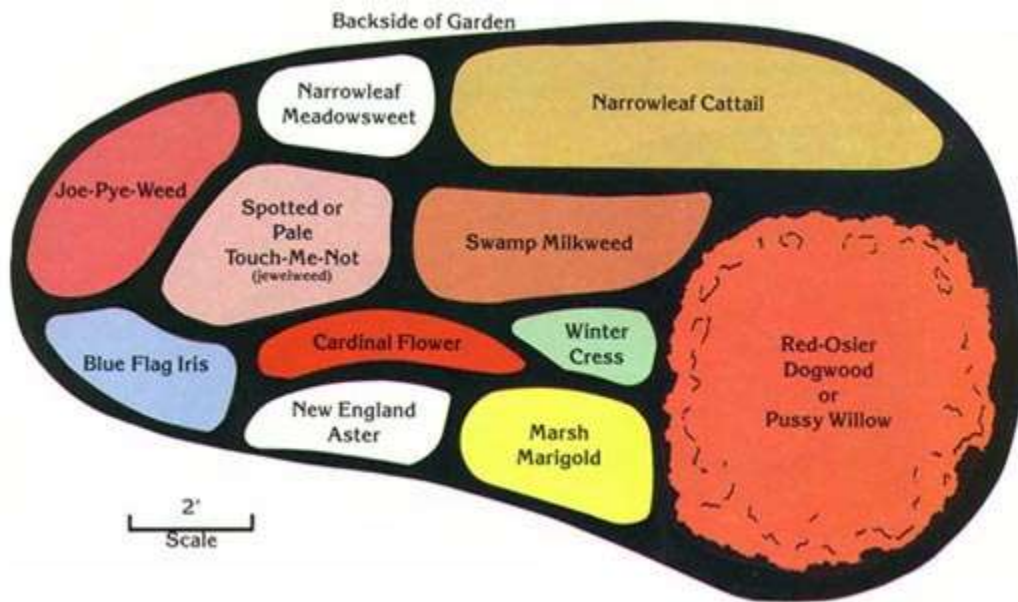
finished touch, place a shallow basin of water nearby as a welcome retreat for butterflies and hummingbirds!



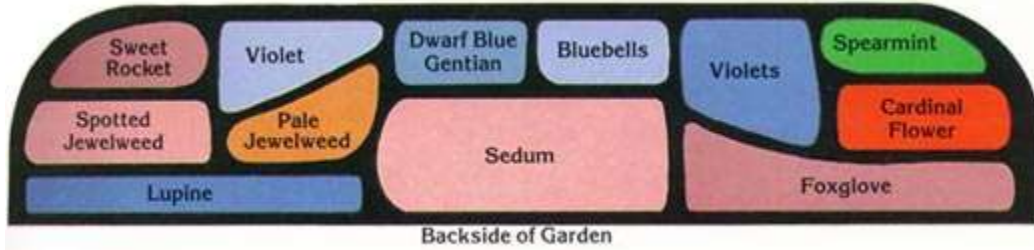
**Key:**

- A Buddleia -- Butterfly Bush (2)
- B Coreopsis (12)
- C Scabiosa (10+10)
- D Verbena (3)
- E Lantana (2 per pot)
- F Columbine (5+5)
- G Daylily (8+8)
- H Hardy Hibiscus (3)
- I Liatris (8)
- J Lobelia (9)
- K Honeysuckle (2)
- L Perennial Salvia (3+3)

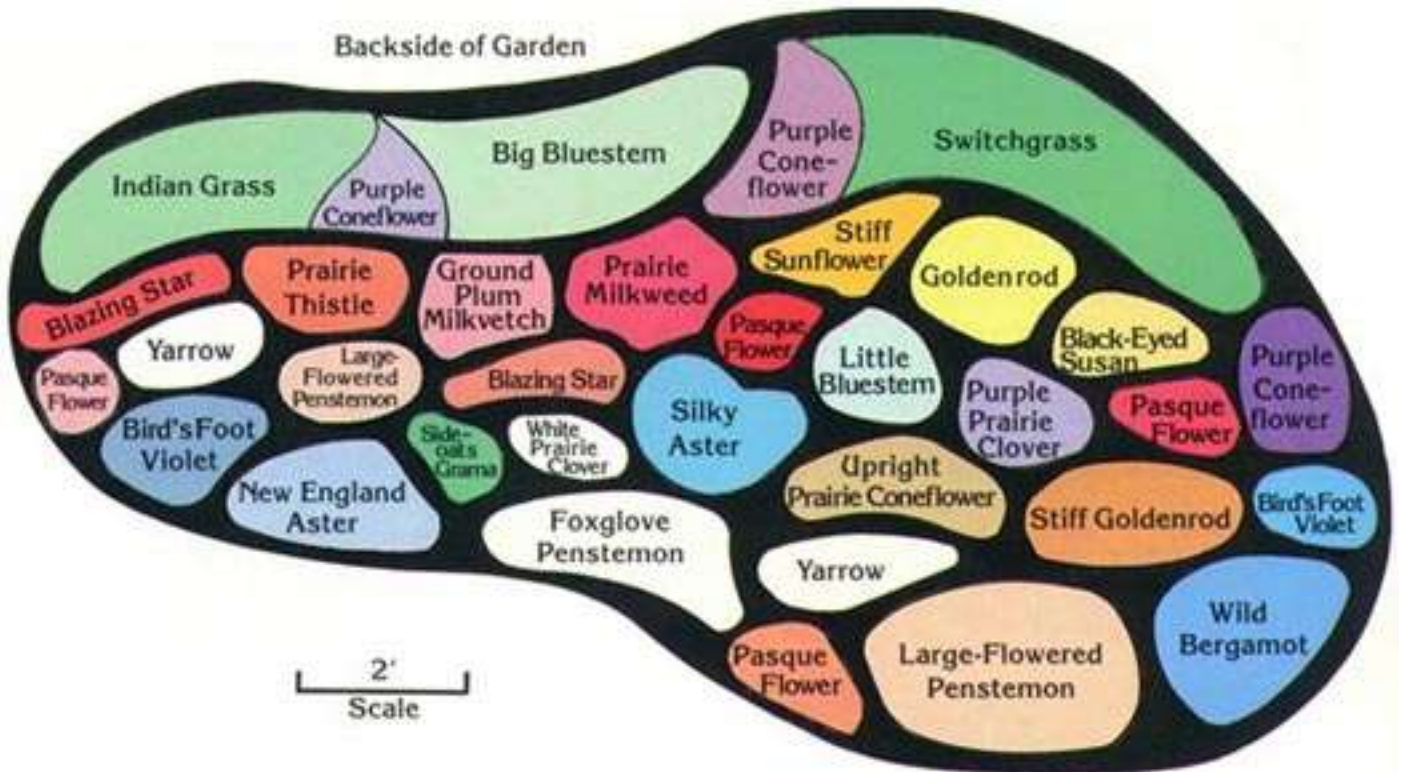
**Garden Design 2--Best for Wet or Moist soils**



**Garden Design 3 Shady Garden for West and South sides of the house**



**Garden Design 4 Prairie Garden**



**Garden Design 5: This easy garden design can be grown almost anywhere!**



*"Happiness is like a butterfly which, when pursued, is always beyond our grasp, but, if you will sit down quietly, may alight upon you."*

**-Nathaniel Hawthorne**